

# What are Child Rights?



# What are Child Rights?

An introduction to the  
Convention on the Rights of the Child



Once upon a time...





...not so very long ago



And not so far away





Some grown-ups realised what children had been saying all along: children have special rights that need to be recognized and protected.

All children....



Big and little children



All kinds of  
children...





Who live in all  
kinds of homes





Who are special in  
many different  
ways...







And YOU!

Your family will  
help you with your  
rights.

(Article 5)







The right to eat  
healthy food


(Article 27)

# The right to go to school

(Article 28)





A close-up photograph of two young children, likely of Asian descent, looking at a large globe in a classroom. The child in the foreground is a girl with long dark hair, wearing a light-colored shirt and a white beaded bracelet, pointing her finger at a spot on the globe. The child in the background is a boy with short dark hair, also looking at the globe. The globe shows a map of the world with blue oceans and green landmasses. The background is slightly blurred, showing a classroom setting.

# The right to learn many things

(Article 17)



The right to care  
when you are sick

(Article 24)





The right to be  
cared for by your  
parents

(Article 18)



The right to be  
cared for if you do  
not live with your  
parents

(Articles 20 & 21)



The right to have a  
name and belong to  
a country

(Article 7)





The right to choose  
your friends


(Article 15)





## The right to think for yourself

(Article 14)



The right to share  
your ideas and be  
listened to

(Articles 12 & 13)



# The right to live and grow

(Article 6)





The right to special help  
if you need it


(Article 23)





The right to be  
treated fairly by  
everyone


(Article 2)



The right to never  
be hurt by others

(Articles 19 & 34)



A photograph showing three children working in a quarry. In the foreground, a boy on the left is swinging a large hammer to break rocks. In the center, a girl is using a tool to move small stones. On the right, another boy is working with a tool. In the background, a man stands on a rocky ledge. The ground is covered with piles of broken stones and dirt.

The right to not  
have to work too  
hard

(Article 32)





The right to be kept  
safe from  
dangerous things

(Article 33)





The right to learn to  
be the best you can

(Article 29)



## The right to play

(Article 31)



# The right to rest

(Article 31)





## The right to be private


(Article 16)

# The right to speak your own language

(Article 30)







A photograph of a woman wearing a white headscarf and a light blue long-sleeved shirt, holding a young child. The child is smiling and eating a large slice of watermelon. The background is a blurred green wall and foliage.

The right to have  
adults do what is  
best for you

(Article 3)

A low-angle shot of a young girl with dark hair, looking upwards with a joyful expression. Above her, a large, bright yellow umbrella is held open by two hands. The umbrella's wooden ribs are visible, and the fabric is a vibrant yellow. The background is a clear, bright blue sky. The girl's face is in the lower foreground, and the umbrella dominates the upper half of the frame.

What is your  
favourite right?



Want to learn more about children's rights and the areas that UNICEF works in to help the most vulnerable children?

Sign up to be part of UNICEF's Youth Advocate Program to access free resources all year round!

You can also learn more about the Convention on the Rights of the Child via our website.

[www.unicef.org.au](http://www.unicef.org.au)

This beautiful photo story was collated by Bethany Robinson.

unicef   
youth advocate

unicef 